

Rhode Island Car Accident Recovery Manual

Our Rhode Island Car Accident Recovery Manual is a handy checklist of actions you should take if you have been in a crash. We urge you to review it and to print out copies to keep in each of your vehicles.

For more information and personal assistance with the aftermath of a car accident in Rhode Island, contact Marasco & Nesselbush online or by phone for a free consultation.

Brought to you by:



www.m-n-law.com

Marasco & Nesselbush, LLP
685 Westminster St.
Providence, RI 02903
Phone: (401) 274-7400
Fax: (401) 274-7420

Rhode Island Car Accident Resources

Law Enforcement

Rhode Island State Police	911 (Emergency) 401-444-1000
Providence Police Department	401-421-7740
Pawtucket Police Department	401-727-9100
Woonsocket Police Department	401-766-1212
Warwick Police Department	401-468-4200
Bristol Police Department	401-253-6900
Newport Police Department	401-847-1212
Narragansett Police Department	401-789-1091
Westerly Police Department	401-596-2022

Car Repair

Arlington Auto Body, <small>Providence County</small>	401-944-6100
Hal's Garage & Auto Body, <small>South County</small>	401-789-0018




Rental Cars

Alamo Rent a Car, <small>Green Airport, Warwick</small>	401-944-6100
Avis Car Rental, <small>Providence</small>	401-521-7900
Budget Car Rental, <small>Green Airport, Warwick</small>	401-739-8986
Enterprise Rent-A-Car, <small>Providence</small>	401-861-4408
Hertz, Westerly	401-315-2921
Thrifty Car Rental, <small>Green Airport, Warwick</small>	877-283-0898









The phone numbers listed above are for informational purposes only. The listing of these phone numbers in no way serves as an endorsement by Marasco & Nesselbush, LLP

Be a Prepared Driver

In Your Glove Box

-  Vehicle registration
-  Insurance card
-  Emergency contact numbers

Your In-Car Emergency Kit




-  Jumper cables
-  Cell phone charger
-  First-aid kit
-  Bottled water
-  Multi-tool kit
-  Flashlight
with extra batteries
-  Blankets / sleeping bags
(for winter driving)
-  Spare tire, jack, lug wrench


After a Car Accident


Immediate steps ...

-  **Care for people.**
Calm yourself and check for injuries, then ask whether others are hurt.
-  **Call 911.**
Report your accident to police even if there are no injuries. Request an ambulance if needed.
-  **Clear the roadway**
If your car is operable and blocking a lane of travel, move it to the side of the road.
-  **Stay put.**
Do not leave the scene – you could be charged with hit and run. Turn on your hazard lights and stay in the car until help arrives.



At the accident scene

-  **Get emergency care.**
If EMTs or police advise you to go to the emergency room, get into the ambulance.
-  **Gather driver and witness information.**
Exchange information with the other drivers, including names, addresses, driver's license numbers and insurance information. Get the names, addresses and phone numbers of everyone who saw the accident happen.
-  **Document the scene.**
Take photos or video of the positions of the cars and their damage. Photograph everything that helps tell the story of the accident:
 - Debris or skid marks.
 - Signs, trees or other damaged property.
 - Hazardous conditions, like standing water, potholes, obstructed view.
 - You and your passengers' injuries.




-  **Cooperate with police.**
Be calm and business-like. Answer police officers' questions honestly, but answer only what's asked. Do not speculate about what caused the accident. Do not admit or accept blame for the accident.

-  **Remove your car.**
Once police have finished or otherwise instruct you, you may remove your car. You may need to contact a local towing service. If at all possible, do not leave your car at the accident scene.




Get a Rhode Island Police Report


-   The police officer handling your accident should give you an accident report number before leaving. You will need this number to obtain the crash report. It requires a small fee, but you need to get a copy.


Home from the accident

-  **Call your insurance company.**
File a claim, but do not provide a recorded statement. Follow instructions for obtaining car repair estimates.
-  **Save accident documents.**
After you have decompressed, write down in your own words what happened. Create a file for all receipts, reports, photos and other records connected to the accident and your injuries. **Save everything.**
-  **See a doctor.**
Even if you do not feel hurt, a doctor may find serious injuries that do not cause symptoms right away.

Days after an accident

-  **Call a car accident lawyer**
A lawyer can start helping you with a free consultation. Your attorney can investigate the accident and keep important evidence from being destroyed.
-  **Be wary of quick settlements.**
The insurance company may offer a check before all your costs are known. Do not accept or sign anything without a lawyer's advice.
-  **Get your car repaired.**
If your insurer declares your car "totaled" and you disagree, discuss this with a lawyer. You can appeal the decision.

-  **Keep up with costs.**
If you rent a vehicle or take public transportation while your car is being repaired, you can seek repayment. Save receipts for all crash-related expenses.

-  **Keep your accident to yourself.**
Don't discuss or boast about an anticipated lawsuit or settlement. Do not make posts to social media – they could jeopardize your claim.